

# Kunstturner-Länderkampf - Wolfurt 12. Mai 2012

## Elite Team-Wertung

Rang Team



Gesamt

### 1. Schweiz

**258,600**

Brägger Pablo	D	5,300		5,600		5,900	5,600	56,350
	*	14,500		13,800		14,700	13,350	
Hegi Oliver	D		5,600		6,200		5,400	42,300
	*		14,100		15,100		13,100	
Bucher Pascal	D	5,100	6,000		6,200	6,100		57,550
	*	14,200	13,400		14,850	15,100		
Haller Nils	D			6,300				14,950
	*			14,950				
Capelli Claudio	D	6,000	5,200	5,500	6,600	6,100	6,100	87,450
	*	14,750	13,800	14,200	15,900	15,300	13,500	
		<b>43,450</b>	<b>41,300</b>	<b>42,950</b>	<b>45,850</b>	<b>45,100</b>	<b>39,950</b>	

### 2. Österreich

**251,050**

Auer Roland	D	4,800						13,200
	*	13,200						
Leimlehner Fabian	D	5,400	4,800	5,500	6,200	5,900	6,400	85,400
	*	13,800	12,900	14,000	15,200	14,700	14,800	
Kranzmüller Lukas	D	5,400		5,300	5,800	5,300		55,250
	*	14,000		13,500	14,750	13,000		
Dyrmishi Xheni	D		5,200					13,000
	*		13,000					
Schwab Matthias	D			5,300	6,200	5,100	5,300	55,650
	*			13,250	14,850	14,000	13,550	
Baldauf Marco	D		4,900				6,600	28,550
	*		13,450				15,100	
		<b>41,000</b>	<b>39,350</b>	<b>40,750</b>	<b>44,800</b>	<b>41,700</b>	<b>43,450</b>	

### 3. Deutschland

**243,350**

Rohleder Jonas	D	5,400	4,700	5,400		5,500	5,200	65,500
	*	13,600	12,050	12,400		14,250	13,200	
Jursch Christopher	D		5,700		6,200	5,800	6,200	57,800
	*		13,550		15,050	14,550	14,650	
Herder Philipp	D	5,500	6,000	5,600	6,200	6,100	4,700	79,900
	*	13,850	12,450	13,000	15,000	14,250	11,350	
Grötsch Alexander	D	5,100			6,200			28,250
	*	12,800			15,450			
Gallay Lukas	D			4,800				11,900
	*			11,900				
		<b>40,250</b>	<b>38,050</b>	<b>37,300</b>	<b>45,500</b>	<b>43,050</b>	<b>39,200</b>	

# Kunstturner-Länderkampf - Wolfurt 12. Mai 2012

## Junioren - Team-Wertung

Rang Team



Gesamt

### 1. GER Junioren

**319,100**

Weinert Daniel	D	5,100		4,900	5,400	5,200	4,600	
	*	13,400		13,500	14,600	13,000	12,900	67,400
Schlotterer Lukas	D	4,700	4,600	4,700		4,700	4,700	
	*	13,550	12,050	13,000		13,600	13,400	65,600
Pohl Felix	D		4,300	4,600		4,600		
	*		12,800	12,850		13,000		38,650
Leibiger Tim	D	5,100			5,400		5,300	
	*	13,350			14,700		13,600	41,650
Hindermann Mike	D		4,600	4,600	6,200	4,600	4,700	
	*		13,050	12,800	14,600	13,400	12,850	66,700
Arendt Florian	D	4,500	3,900		5,400			
	*	12,900	11,700		14,500			39,100
		<b>53,200</b>	<b>49,600</b>	<b>52,150</b>	<b>58,400</b>	<b>53,000</b>	<b>52,750</b>	

### 2. AUT Junioren

**305,200**

Trattnig Stefan	D			4,200			3,500	
	*			12,500			10,900	23,400
Mairoser Johannes	D	4,200		3,500	5,400	3,900	3,800	
	*	12,800		12,050	13,800	12,950	11,700	63,300
Kopeinik Daniel	D	4,500	4,100	4,200	5,800	3,900		
	*	13,000	11,850	12,150	15,000	12,900		64,900
Kranzlmüller Severin	D		4,600	4,000	5,400	4,300	4,300	
	*		12,700	11,650	14,400	13,400	12,200	64,350
Braitsch Florian	D	4,600	3,800		5,400	4,000	4,400	
	*	13,400	11,650		14,150	13,250	12,350	64,800
Kathan Dirk	D	4,600	4,100					
	*	12,800	11,650					24,450
		<b>52,000</b>	<b>47,850</b>	<b>48,350</b>	<b>57,350</b>	<b>52,500</b>	<b>47,150</b>	

### 3. POL Junioren

**292,850**

Pyrz Patryk	D	3,700	2,900	2,500		3,500		
	*	12,600	10,900	10,700		12,200		46,400
Adamczyk Bartłomiej	D	4,100	3,500	4,100	5,400	3,200	4,000	
	*	12,100	10,900	11,350	14,550	12,050	11,500	72,450
Walczak Damian	D	4,600	3,700	3,500	4,600		4,200	
	*	12,600	11,500	10,800	13,750		11,950	60,600
Gawronski Sebastian	D	4,800		3,300	5,400	3,800	3,600	
	*	12,900		11,150	14,300	12,000	11,250	61,600
Rabstajn Patryk	D		4,400		4,600	4,400	3,900	
	*		13,000		14,000	13,150	11,650	51,800
		<b>50,200</b>	<b>46,300</b>	<b>44,000</b>	<b>56,600</b>	<b>49,400</b>	<b>46,350</b>	







### 4. CZE Junioren

**274,300**

Samsa Jakub	D	4,100	3,400	2,900	4,000	3,500	4,000	
	*	12,400	8,550	9,600	13,000	11,350	10,300	65,200
Smekal Radek	D	4,000	3,600		4,600	3,900	4,200	
	*	12,050	12,050		13,800	12,600	9,450	59,950
Kacer Jan	D	3,200		2,900		3,800	2,400	
	*	11,250		10,300		11,600	10,250	43,400
Janeczko Ondrej	D	4,300	2,800	4,500	5,400	3,800	3,600	
	*	13,000	10,150	12,650	14,750	11,850	11,550	73,950
Dostal Ondrej	D		2,900	1,800	3,800			
	*		9,000	10,100	12,700			31,800
		<b>48,700</b>	<b>39,750</b>	<b>42,650</b>	<b>54,250</b>	<b>47,400</b>	<b>41,550</b>	

# Kunstturner-Länderkampf - Wolfurt 12. Mai 2012







## Elite - Einzelwertung

Rang	Name	Team							Gesamt
1.	Capelli Claudio	SUI	D 6,000	5,200	5,500	6,600	6,100	6,100	87,450
2.	Leimlehner Fabian	AUT	D 5,400	4,800	5,500	6,200	5,900	6,400	85,400
3.	Brägger Pablo	SUI	D 5,300	4,900	5,600	5,800	5,900	5,600	84,250
4.	Schwab Matthias	AUT	D 5,700	4,400	5,300	6,200	5,100	5,300	81,450
5.	Kranzlmüller Lukas	AUT	D 5,400	4,800	5,300	5,800	5,300	5,000	81,150
6.	Hegi Oliver	SUI	D 5,400	5,600	4,800	6,200	5,600	5,400	81,100
7.	Herder Philipp	GER	D 5,500	6,000	5,600	6,200	6,100	4,700	79,900
8.	Auer Roland	AUT	D 4,800	4,100	5,200	5,400	3,900	4,400	73,700
9.	Grötsch Alexander	GER	D 5,100	4,300	4,000	6,200	4,400	3,800	71,650
10.	Jursch Christopher	GER	D	5,700	3,600	6,200	5,800	6,200	67,450
11.	Rohleder Jonas	GER	D 5,400	4,700	5,400		5,500	5,200	65,500
12.	Gallay Lukas	GER	D 4,800	4,000	4,800	4,600	4,300		59,750
13.	Bucher Pascal	SUI	D 5,100	6,000		6,200	6,100		57,550
14.	Haller Nils	SUI	D 5,500		6,300				29,200
15.	Baldauf Marco	AUT	D	4,900				6,600	28,550
16.	Dyrmishi Xheni	AUT	D	5,200					13,000



# Länderkampf - Wolfurt 12. Mai 2012

## Junioren - Einzelwertung

Rang	Name	Team							Gesamt
1.	Hindermann Mike	GER Junioren	<i>D</i> 4,800	4,600	4,600	6,200	4,600	4,700	79,450
2.	Schlotterer Lukas	GER Junioren	<i>D</i> 4,700	4,600	4,700	4,600	4,700	4,700	79,100
3.	Weinert Daniel	GER Junioren	<i>D</i> 5,100	4,900	4,900	5,400	5,200	4,600	78,700
4.	Leibiger Tim	GER Junioren	<i>D</i> 5,100	4,100	4,800	5,400	4,200	5,300	78,150
5.	Kranzlmüller Severin	AUT Junioren	<i>D</i> 4,600	4,600	4,000	5,400	4,300	4,300	77,150
6.	Kopeinik Daniel	AUT Junioren	<i>D</i> 4,500	4,100	4,200	5,800	3,900	3,600	75,400
7.	Arendt Florian	GER Junioren	<i>D</i> 4,500	3,900	4,300	5,400	4,800	4,600	75,150
8.	Braitsch Florian	AUT Junioren	<i>D</i> 4,600	3,800	3,600	5,400	4,000	4,400	75,000
9.	Mairoser Johannes	AUT Junioren	<i>D</i> 4,200	3,500	3,500	5,400	3,900	3,800	74,850
10.	Janeczko Ondrej	CZE Junioren	<i>D</i> 4,300	2,800	4,500	5,400	3,800	3,600	73,950
11.	Rabstajn Patryk	POL Junioren	<i>D</i> 4,400	4,400	3,300	4,600	4,400	3,900	72,650
12.	Walczak Damian	POL Junioren	<i>D</i> 4,600	3,700	3,500	4,600	4,000	4,200	72,550
13.	Adamczyk Bartlomiej	POL Junioren	<i>D</i> 4,100	3,500	4,100	5,400	3,200	4,000	72,450
14.	Gawronski Sebastian	POL Junioren	<i>D</i> 4,800	3,400	3,300	5,400	3,800	3,600	71,650
15.	Trattinig Stefan	AUT Junioren	<i>D</i> 4,200	3,800	4,200	4,600	4,200	3,500	71,300
16.	Pyrz Patryk	POL Junioren	<i>D</i> 3,700	2,900	2,500	3,800	3,500	2,200	70,200
17.	Kathan Dirk	AUT Junioren	<i>D</i> 4,600	4,100	2,400	3,800	3,700	3,600	67,600
18.	Smekal Radek	CZE Junioren	<i>D</i> 4,000	3,600	2,500	4,600	3,900	4,200	65,300
19.	Samsa Jakub	CZE Junioren	<i>D</i> 4,100	3,400	2,900	4,000	3,500	4,000	65,200
20.	Kacer Jan	CZE Junioren	<i>D</i> 3,200	2,600	2,900	3,800	3,800	2,400	63,450
21.	Dostal Ondrej	CZE Junioren	<i>D</i> 3,500	2,900	1,800	3,800	3,000	2,300	58,800
22.	Pohl Felix	GER Junioren	<i>D</i>	4,300	4,600		4,600	4,500	51,400

